


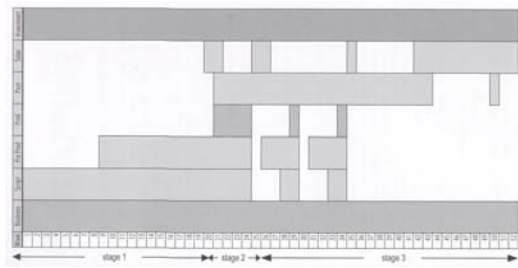
Pipeline di produzione audiovisiva




Gruppo base



Piano di lavoro



La sceneggiatura



Storyboard

Script planning

It is an idea about you have the time to plan your shot, and to do storyboard for the whole movie. But the budget film making is for four shot and when you just don't have time or budget to do storyboards. When still, you are often forced to reconsider your plans because a location is not available or something entirely different. In which case you might need to abandon all your plans and start from the top. These few examples show you how much information you could offer in four different levels of planning for this one shot in a scene - from a simple shot list, all the way through to a fully illustrated storyboard.

1. High angle shot looking down through window on corner table through floor lamp. Left to right.
2. Shot list (word only): A simple description of the shot that enables the actor. It's quick to do and often forced upon you when location is lit through and you need to rethink your plans quickly.
3. Plan: If you are not too good with drawing, sketch out an overhead camera plan (illustrating much like an architect's drawing) showing the camera position, lens, and actors' actions.
4. Full storyboard: A wonderful and expressive illustrated storyboard drawn by a storyboard artist. If you have time and money to do this it will give you the opportunity to shoot the scenes before you even get to set.

Truccatrice / costumista



Continuity



Seconda unità



Montaggio



Il gruppo di lavoro

